

Sew On...Sew Forth

Volume 29 No. 1

Spring Classes 2024

1 www.westsidesewing.com 319-365-3075

Jump into Spring with these fresh new items and classes!

Free Arm Embroidery Hoop

A new innovation for Husqvarna Viking! Easily embroider tubular garments or items with a closed end such as tote bags without having to undo any seams. This new design allows projects to be positioned around the free arm and under the arm of the embroidery unit. Clear markings are on the hoop showing the embroidery area.

- 100 x 150 mm (4" x 6") embroidery area. PLUS you have the option to use all hoops except for the turnable hoops.



HQ Moxie XL

The Moxie XL from Handi Quilter has the same easy-to-learn and oh-so-fun to use experience as the original Moxie, but with new features to help you finish your own quilts faster and with an incredibly smooth stitching experience. Get to quilting quickly with straightforward features, easy-to-use controls, and 18 inches of throat space to get creative. Practical features like bright lighting and touchscreen controls make this simple, spunky longarm the perfect quilting machine to customize and make your own.

Husqvarna Viking Epic 3

The Premiere of a new embroidery experience With a redesigned embroidery unit, reversible hoop capabilities, and the industry's largest embroidery area, the Designer Epic 3 sewing and embroidery machine lets you explore new techniques and create like never before!

- **New Embroidery Unit-** The new embroidery unit reduces noise and vibrations and provides an industry-leading embroidery size of 460 x 450.
- **Free-Arm Embroidery** – Embroidery difficult-to-hoop projects without opening a seam.
- **Reversible Hoop Embroidery** – The first in the industry to seamlessly embroider a specialty technique like felting or bobbin work.
- **Embroidery Projection** – Project the image of an embroidery on your hooped fabric for easy placement.
- **Sewing Projection** – Stitch projection enables you to easily preview whatever you plan to stitch on the fabric.
- **Stitch Creator** – Create a 9mm stitch completely from scratch so you always have the right stitch for your project or edit an existing stitch to a customize for ultimate creativity.
- **Guided Pictogram Stitch Technique** – Guided pictograms, to easily make large motifs while the machine guides you every step of the way.
- **AND SEW MUCH MORE!**



Christine Harlan, Husqvarna Viking and Pfaff educator is back by popular demand!

If you have been wanting to explore, create and be inspired by Machine Embroidery or wanting more from your current Embroidery Machine ... This Hands on Viking Epic 3 Embroidery two day Event is for you!



You'll be creating this fun Marrakesh Pillow using quilting in Embroidery! Learn an easy way to make a difficult cathedral window block! Embellish with embroidery and quilt it in the hoop!

Watch your email for dates and times!



Sew On...Sew Forth

Volume 29 No. 1

2 www.westsidesewing.com 319-365-3075

Spring Classes 2024

QUILTING

QUILT SOCIAL

1 (1 hr session) **FREE!** **Carolyn**
Calling all quilters & hope-to-be quilters! Come and join us at the WSS Quilt Social. This class will offer you an opportunity to share your thoughts and talents in the area of quilting. If you are just learning to quilt you can gain valuable information from the more experienced quilters to help you along the



“quilting road.” Each social begins with a show & share session followed by a program.

Saturday May 11 9:30-10:30 am

BEGINNING QUILTING 101

2 (2 ½ hr sessions) \$35 **Carolyn**
Never made a quilt before and would like to? Then this class is for you! Create a memorable 45" x 75" quilted throw that you'll enjoy for years. Best of all, you'll complete this project in class! **Must come prior to class date for fabric selection. Machine required & WSS Fabric fee required.**



Thursday March 7 & 14 5:00-7:30 pm OR
Tuesday April 2 & 9 9:30-12:00 pm

FREE MOTION QUILTING

1 (2 ½ hr session) \$35 **Carolyn**
Machine quilting is an art created by your hands, just like hand quilting... the needle just moves faster. Come to this class so you can get started learning this fascinating free motion technique. You'll be amazed at all of the tips you'll learn to achieve those so desired results that you've been looking for. **Machine**



required. WSS Kit fee required.

Tuesday March 12 9:30-12:00 pm OR
Thursday May 2 5:00-7:30 pm

NEW! LINE DANCE

2 (3 hr sessions) \$45 **Marcie**
This table runner would make a great gift or keep it for your own table. You will learn a new technique putting binding on an inside corner. You will be delighted at how fast and easy it comes together with only straight line stitching. With the fabrics as the focus it will be a wonderful project for any season or décor.



Machine required. WSS Fabric Fee Required.

Monday April 15 & 22 1:00-4:00 pm OR
Thursday April 18 & 25 5:00-8:00 pm

NEW! JOKER'S WILD

2 (2 ½ hr sessions) \$40 **Marcie**
Join us and have fun making this Joker's Wild pillow or wall hanging. We'll start with Snail's Trail blocks. Then we'll wrap them around a Diamond Star and finish it off with a Square right in the center. You'll be amazed at how quickly and easily this project goes



together. Machine required. WSS Fabric Fee Required.

Monday March 18 & 25 9:30-12:00 pm OR
Thursday May 2 & 9 5:00-7:30 pm

NEW! BIRD SONG

2 (3 hr session) \$45 **Dawn**
QCR mini ruler makes this wonderful spring wall hanging or table topper a breeze. Pick bright colors to come out of the doldrums of winter. Sweet birds and greenery will make this one of your favorites, year after year. **Machine required. WSS Fabric Fee required.**



Friday March 8 & 15 9:30-12:30 pm OR
Thursday March 28 & April 4 5:00-8:00 pm

NEW! FLORET TABLE RUNNER

2 (3 hr session) \$45 **Dawn**
A modern take; come in and make this fun, flirty, flowered table runner to jazz up any setting! **WSS Machine & WSS Fabric fee required.**



Wednesday May 1 & 8 9:30-12:30 pm OR
Saturday May 4 & 11 9:30-12:30 pm

BLOCK OF THE MONTH

1 (2 hr session) \$35 **Carolyn**
We will continue with the “Block of the Month” series from the book Summer Moon”. Each block can be made in three different sizes, 5”, 6 1/2” or 8”. In class time you can do one size only, or one of each of the sizes. March is the “Birds of the air”; April “Buzard’s Roost;” May “Capitol T”. **Machine required. WSS Fabric fee required.**

Block 3

Tuesday March 5 9:30-11:30 am OR
Saturday March 9 9:30-11:30 am



Block 4

Saturday April 13 9:30-11:30 am OR
Tuesday April 16 9:30-11:30 am



Block 5

Saturday May 4 1:30-3:30 pm OR
Tuesday May 7 9:30-11:30 am



NEW! KISS OF THE SUN

2 (3 hr session) \$45 **Marcie**
You will be living in sunshine with this beauty on your wall. Join us and make your own ray of sunshine. We will take it slow and easy with color placement and accuracy being the important elements. All traditional piecing – NO “Y” seams. Approx size is 40” x 40”. **WSS**



Machine & WSS Fabric fee required.

Monday May 6 & 13 9:30-12:30 pm

West Side Sewing Hours

9 to 8 Thursday 9 to 5 All Other Days

Closed on Sundays

Visit us at www.westsidesewing.com

Email: westsidesewing@mediacombb.net

319-365-3075

1-800-798-1655

Sew On...Sew Forth

Volume 29 No. 1

3 www.westsidesewing.com 319-365-3075

Spring Classes 2024

MACHINE ART

NEW! BUNNY GARLAND

1 (3 ½ hr sessions) \$30

Shelly S.

This fun bunny garland will help you practice your applique techniques and decorative stitches all while showing off your creative color choices. **Machine required. WSS Fabric Fee Required.**



Saturday March 2 9:00-12:30 pm OR
Friday March 8 1:00-4:30 pm



NEW! CORD WRAP

1 (2 ½ hr sessions) \$25

Carolyn

This fun and quick project may prove to be a big help in keeping your house a bit safer and organized. The cord wrap will keep your appliance cords neat and secure. After making just one, you will want to sew one for all of your cords. You may be able to make more than one during the class time, or even make

them in different sizes. **Machine required. WSS Fabric fee Required.**

Thursday April 11 1:00-3:30 pm OR


Saturday April 13 1:00-3:30 pm

APPLIQUE 101

1 (2 hr session) \$20

Shelly S.

Applique is an easy way to add embellishments to personalize your projects. Learn Raw Edge, Blanket Stitch, Satin Stitch, Reverse Applique and Cornering techniques. Plus you will receive a free plan to turn your practice piece into a drawstring bag. **Machine Required. WSS Fabric kit Required.**



Monday April 8 1:30-3:30 pm OR

Friday May 3 9:30-11:30 am



NEW! GRAB AND GO MINIMALIST

1 (5 hr sessions) \$45

Carolyn

Just want to carry a small container for your credit cards, license, and other necessary information. This small wallet has an exterior slip pocket, and an exterior zipped pocket. It can be made with a detachable wristlet or lanyard strap to carry around your wrist or neck. **Machine required. WSS Fabric fee**

Required.

Tuesday May 14 9:30-11:30 am/12:00-3:00 pm

NEW! RUNNING WITH SCISSORS

2 (3 ½ hr session) \$45

Shelly S.

The perfect companion to the Take a Stand tote which can be used as a base for this wonderful zip up tool case. This can be customized to fit the tools you love. **Machine Required. WSS Fabric fee Required.**



Thursday April 18 & 25 1:00-4:30 pm OR

Saturday April 27 & May 4 1:00-4:30 pm



NEW! TAKE A STAND

2 (3 ½ hr session) \$45

Shelly S.

A stand up tote that features a zippered top that opens wide for easy access, a detachable carrying strap plus many storage pockets both inside and out. **Machine Required. WSS Fabric fee Required.**

Saturday March 9 & 16 1:00-4:30 pm OR

Friday March 29 & April 5 9:30-1:00 pm

VIKING AND PFAFF KNOW HOW

NEW! MENU OF THE MONTH

1 (2 hr session) **FREE!** *A.C.

What better way to refresh yourself and use your fabulous stitch menus on your machine? Join us each month to experience the exclusive menus like Utility Stitches, Four Way sewing and more. You'll have the chance to practice all of the different techniques and be ready for your next project. What a way to feel like you just got a NEW machine!

WSS Machine required. WSS Kit fee Required.

Utility Stitches - Shelly

Thursday March 28 1:30-3:30 pm



Twin Needle - Carolyn

Tuesday April 16 1:30-3:30 pm



QUILT BINDER DEMO

1 (2 hr session) **FREE!** *A.C.

Dawn

We have these wonderful machines, so why are you hand sewing your binding? Come learn to use this fabulous attachment and bind those quilts fast! **WSS Kit fee Required.**

Friday March 1 9:30-11:30 am OR

Saturday March 23 9:30-11:30 am

NEW! INTERCHANGABLE WALKING TECHNIQUES

1 (2 hr session) **FREE!** *A.C.

Carolyn

During this demo you will learn why you might enjoy sewing with this foot. It can greatly improve your stitching ability. It can help sewing plaids, thick fabric, stitch in the ditch, applying bindings to your quilt projects, even sewing very thin fabrics. **WSS Kit fee Required.**



Tuesday March 26 9:30-11:30 am OR

Saturday March 30 9:30-11:30 am

Sew On...Sew Forth

4 www.westsidesewing.com 31-365-3075

Volume 29 No. 1

Spring Classes 2024

VIKING AND PFAFF KNOW HOW



STITCHBOOK FOLIO

1 (3 hr session) **FREE!***A.C. **Marcie**
Really learn your sewing machine by stitching through all the menus on your machine. Both new and experienced sewists will gain valuable knowledge and create a beautiful portfolio using Sulky thread colors. **Viking or Pfaff Machine required. WSS Fabric fee Required.**

Monday April 1 9:30-12:30 pm OR
Thursday May 16 5:00-8:00 pm

PROGRAM EXTENDED

1 (2 ½ hr session) **FREE!***A.C. **Carolyn**
It's two classes in one! Come create your one-of-a-kind personalized fabric while perfecting your programming skills. Learn how to mirror, select stitches, threads to use & more. **Viking or Pfaff Machine required. WSS Kit fee Required.**



Thursday April 18 5:00-7:30 pm OR
Tuesday April 30 9:30-12:00 pm



NEW! SERGER CORDED NECKLACE

1 (2 hr sessions) **FREE!** *A.C. **Carolyn**
You probably never thought about using your serger to make fun and colorful jewelry for yourself or a friend. You can make either a bracelet or a necklace. Embellish with beads and charms or other gems of your choice. Come and learn another fun way to use your serger. **WSS Serger Required. WSS Kit fee**

Required.

Tuesday May 7 1:30-3:30 pm

MASTERING THE BASICS

1 (2 ½ hr session) **FREE!***A.C. **Shelly S.**
You will learn about different types of needles and threads to expand your sewing fun. You will review threading, bobbin winding, function buttons and the sewing advisor. You will stitch out sewing techniques and review bobbin case cleaning. **Viking OR Pfaff Machine required. WSS Kit fee Required.**



Saturday March 2 1:30-4:00 pm OR
Friday April 19 9:30-12:00 pm

EMBROIDERY



EMBROIDERY STITCH OUT

1 (1 ½ hr session) **FREE!** **A.C. **Shelly S.**
Learn how to hoop your fabric properly, operate the unit, rotate designs and much more. This class is also useful for the embroiderer who wants to review the basics. **Viking or Pfaff machine with embroidery unit required. WSS Kit Fee required.**

Thursday March 14 1:30-3:00 pm OR
Saturday April 13 2:00-3:30 pm

EMBROIDERY & SEWING STABILIZER WORKSHOP

1 (1 ½ hr session) **FREE!****A.C. **Katie**
This is a workshop that develops skills in hooping, stabilizing and placement. You'll be learning a variety of toppings, backings, spray adhesives and helpful products. **No machine necessary. WSS Kit fee Required.**



Monday March 18 9:30-11:00 am OR
Saturday April 6 9:30-11:00 am




EMBROIDERY SOCIAL

1 (1 hr session) **FREE!** **Katie**
We are excited to share what's new in the embroidery world. We'll be demonstrating folded fabric quilt designs. Such an easy technique to complete quilt blocks. As always, bring all your embroidered sew and share items and your name will be entered into our drawing for a prize.

Saturday May 18 11:30-12:30 pm OR
Monday May 20 9:30-10:30 am

CUSTOMIZING BASICS

1 (2 ½ hr session) **FREE!****A.C. **Shelly S.**
This embroidery class is the perfect overview of your "Part 2" private training. Practice positioning, rotation, scale, resize, zoom, duplicate, mirror, fonts, and more! **Viking or Pfaff machine with embroidery unit required. WSS Kit Fee required.**



Tuesday April 23 1:30-4:00 pm OR
Saturday April 27 9:30-12:00 pm



DESIGN POSITIONING 1 & 2

1 (2 ½ hr session) **FREE!** **A.C. **Shelly S.**
In this class, we will learn placement of your designs. You will also take a design and place it on a project and do several in one hooping, saving both stabilizer and time. Perfect for napkins or any multiple embroidery that can be done at one time. **Viking or Pfaff machine with embroidery unit required. WSS Kit**

Fee required.

Saturday March 16 9:30-12:00 pm OR
Monday April 15 9:30-12:00 pm

"Like" Us On

facebook



Instagram

Sew On...Sew Forth

Volume 29 No. 1

5 www.westsidesewing.com 319-365-3075

Spring Classes 2024

EMBROIDERY BLOCK OF THE MONTH

1 (3 hr session) **FREE!** **A.C. **Linda**
Let's breakdown an embroidery tile scene to its simplest form. No need to fear the large projects anymore. You will create a stunning piece one month at a time using folded fabric and embroidery. **Viking or Pfaff machine with embroidery unit required. WSS Fabric Fee required.**



Friday March 1 1:00-4:00 pm
Friday April 5 1:30-4:30 pm
Friday May 3 1:30-4:30 pm

EMBROIDERY 101 TECHNIQUES

In few words said... these classes are for you. These hands-on classes will take you through all of the many embroidery applications. Try embroidery applique, cutwork, using optional hoops, 3 dimensional designs, chenille and sew much more. Intimidated by embroidering on plush towels, t-shirts, etc? These classes will get you feeling like an embroidery pro in no time.

EMB 101: TOILET PAPER

1 (2 hr ½ session) **FREE!** **A.C. **Linda**
From novelty gifts to quirky home décor this is the project to keep you rolling along your embroidery journey. Not only is it a conversation starter it's also useful in an emergency. This is the project you never knew that you needed. **Viking or Pfaff machine with embroidery unit required. WSS Kit Fee required.**



Wednesday March 13 9:30-12:00 pm OR
Saturday March 30 1:00-3:30 pm



EMB 101: JEWELRY

1 (2 ½ hr session) **FREE!****A.C. **Linda**
Your next statement piece of jewelry is as close as your embroidery machine! Come learn to make the perfect accent to your next outfit. Whether you keep it simple or add crystals and metallic thread you will love being able to create the perfect accessory. **Viking or Pfaff machine with embroidery unit required. WSS Kit Fee required.**

Wednesday April 10 9:30-12:00 pm OR
Tuesday April 11 5:00-7:30 pm

EMB 101: BASKET

1 (3 hr session) **FREE!** **A.C. **Linda**
Come have fun learning to make a simple but lovely rope basket with embroidery in the center. But be careful! It's addictive! This is so pretty; you won't want to cover it up! **Viking or Pfaff machine with embroidery unit required. WSS Kit Fee required.**

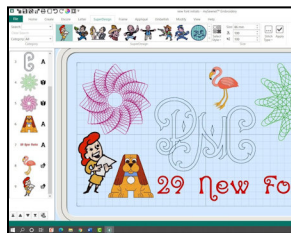


Wednesday May 8 1:30-4:30 pm OR
Thursday May 16 5:00-8:00 pm

EMBROIDERY SOFTWARE

MYSEWNET LESSON 1

1 (3 hr session) **FREE!** **Katie**
Let's get familiar with the home tab! We will cover the clipboard tools, selection tools, how to create fonts in Quick Fonts to be added into the letter options, and much more!
WSS MYSEWNET ALL LEVELS PERPETUAL OWNERS ONLY



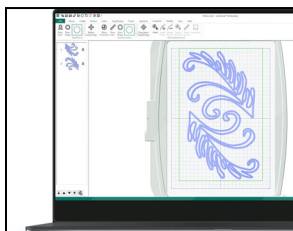
Monday March 18 11:30-2:30 pm OR
Saturday March 16 9:30-12:30 pm

MYSEWNET LESSON 2

1 (2 hr session) **FREE!** **Katie**
On lesson two, we will be working with Super Design and Encore, creating monograms, and adding Flourishes to them. You will love being able to personalize gifts for family and friends!
WSS MYSEWNET ALL LEVELS PERPETUAL OWNERS ONLY



Saturday April 6 11:30-1:30 pm OR
Monday April 8 9:30-11:30 am



MYSEWNET LESSON 3


1 (1 ½ hr session) **FREE!** **Katie**
In this lesson you will learn how to create custom endless designs! We'll also learn how to split a large design into smaller parts to make them fit into multiple hoopings!
WSS MYSEWNET ALL LEVELS PERPETUAL OWNERS ONLY

Monday May 13 9:30-11:00 am OR
Saturday May 18 9:30-11:00 am

MYSEWNET LESSON 5

1 (2 hr session) **FREE!** **Katie**
In this lesson we will focus on the many ways to Select, Group and Ungroup embroideries in the MySewnet software. **WSS MYSEWNET ALL LEVELS PERPETUAL OWNERS ONLY.**

Saturday March 23 9:30-11:30 am OR
Monday March 25 9:30-11:30 am



MYSEWNET LESSON 6

1 (2 hr session) **FREE!** **Katie**
In this lesson we will explore the modify tab. Find out just how much you can change an embroidery design from adding and subtracting stitches to inserting new color commands!
WSS MYSEWNET GOLD & PLATINUM PERPETUAL OWNERS ONLY



Saturday April 20 9:30-11:30 am OR
Monday April 22 9:30-11:30 am

Sew On...Sew Forth

6 www.westsidesewing.com 319-365-3075

Volume 29 No. 1

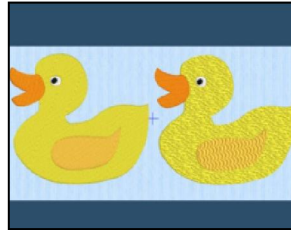
Spring Classes 2024

EMBROIDERY SOFTWARE CONTINUED

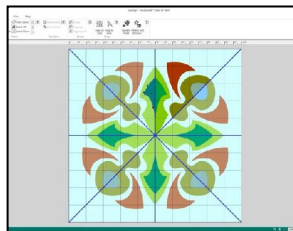
MYSEWNET LESSON 7

1 (2 hr session) **FREE!**

Katie
Let's get familiar with the home tab! We will cover the clipboard tools, selection tools, how to create fonts in Quick Fonts to be added into the letter options, and much more!
WSS MYSEWNET PLATINUM PERPETUAL OWNERS ONLY



Saturday May 18 1:00-3:00 pm OR
Monday May 20 11:00-1:00 pm



MYSEWNET LESSON 8

1 (3 hr session) **FREE!**

Katie
In this lesson, we will explore basic digitization principles and techniques to shapes created in MySewnet Draw and Paint.
WSS MYSEWNET PLATINUM PERPETUAL OWNERS ONLY

Katie

Saturday April 20 12:00-3:00 pm OR
Monday April 22 12:00-3:00 pm

NEW! EASTER BANNER

1 (6 ½ hr session) \$45

Katie
We will be using many of the modules within the mySewnet (Premier+2) software. We'll be using the Quilt block wizard, the Modify tab for some editing, the Frame tab, the Letter tab, and the SuperDesign tab. Bring your lunch and spend the day with us, and you will take home an adorable banner you will be happy to show off. **WSS MYSEWNET GOLD & PLATINUM PERPETUAL OWNERS ONLY. WSS Kit Fabric required.**




Saturday March 2 9:30-4:30 pm OR
Monday March 4 9:30-4:00 pm

More details...Class Policy

Everyone is welcome to attend classes at West Side Sewing. Class space is limited and classes fill quickly, please register early. We strive to teach you the most at the best possible value.

- !All classes require advance registration.
 - !Classes involving kits require registration a minimum of 3 days prior to class date.
 - !Kit payment is required at the time of registration and is non refundable
 - !Receive a 10% class discount on all non-sale supplies used in class. Kits have been included with a 10% discount.
 - !Classes will be cancelled 3 days prior to class date if insufficient registration. Sign up early ☺.
 - !Customer cancelling one week or more prior to the class start date will receive a store credit, if a fee was required. **Class Pass classes do not qualify for credit.**
 - !If you have not purchased your sewing machine from West Side Sewing your fees for Advanced Application classes are as follows: *A.C. \$75, **A.C. \$125. Note class descriptions where applicable. Class Pass does not apply.
 - !PURCHASED WEST SIDE SEWING FABRIC KIT REQUIRED
- Thank you in advance for helping to make our class program run smoothly.



NEW! TECHNIQUES FOR DIGITIZING LOGOS

1 (4 hr session) **FREE!**

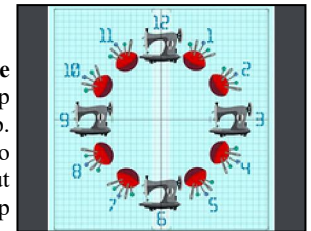
Katie
In this lesson you will have a better understanding of how to evaluate the artwork of a logo, and what questions should be asked of the business owner. This class will really get you thinking! We will be using Draw & Paint, Quick Create, and Point Create to digitize a

logo. **WSS MYSEWNET PLATINUM PERPETUAL OWNERS ONLY**
Monday April 1 9:30-1:30 pm OR
Saturday April 13 9:30-1:30 pm

NEW! EXPLORING THE 460 X 450 TURNABLE HOOPS

1 (3 hr session) **FREE**

Katie
Most of us have a Love/Hate relationship with the 360mm X 350mm turnable hoop. We absolutely LOVE being able to embroider a large design in one hooping but we sometimes struggle with how the hoop works and how do we continue stitching the design after we turn the hoop. We'll explore combining design elements in mySewnet Embroidery and our software will automatically split it for us. We will also look at some tips and tricks for using the turnable hoop. **WSS MYSEWNET GOLD & PLATINUM PERPETUAL OWNERS ONLY. WSS Kit Fabric required.**



Saturday May 11 9:30-12:30 pm OR
Monday May 13 12:00-3:00 pm

Attention all West Side Sewing Valued Customers!

We'd like to emphasize how important it is to sign up for classes at a minimum of 1 week prior to class date. The earlier the better! This ensures us adequate time to fill the attendance to avoid the class being cancelled.

A lot of time and effort goes into generating these classes for you, which keeps you creating projects to your fullest potential!
Don't forget about all of your FREE Advanced Application classes when you've purchased your machine or Software at West Side Sewing!

Sew On...Sew Forth

Volume 29 No. 1

Spring Classes 2024

7 www.westsidesewing.com 319-365-3075

March 2024

Sunday	Monday	Tuesday	Wednesday	Thursday	Friday	Saturday
					1 Quilt Binder Demo 9:30-11:30 am Emb Block of the Month 1:00-4:00 pm	2 Bunny Garland 9:00-12:30 pm Easter Banner 9:30-4:00 pm Mastering the Basics 1:30-4:00 pm
3	4 Easter Banner 9:30-4:00 pm	5 Block of the Month 3 9:30-11:30 am	6	7 Beginning Quilting 5:00-7:30 pm	8 Bird Song 9:30-12:30 pm Bunny Garland 1:00-4:30 pm	9 Block of the Month 3 9:30-11:30 am Take a Stand 1:00-4:30 pm
10	11	12 Free Motion Quilting 9:30-12:00 pm	13 Emb 101: Toilet Paper 9:30-12:00 pm	14 Emb Stitch Out 1:30-3:00 pm Beginning Quilting 5:00-7:30 pm	15 Bird Song 9:30-12:30 pm	16 Design Position 1 & 2 9:30-12:00 pm MySewnet Lesson 1 9:30-12:30 pm Take a Stand 1:00-4:30 pm
17 St. Patrick's Day	18 Emb & Sew Stab Wkshp 9:30-11:00 am Joker's Wild 9:30-12:00 pm MySewnet Les 1 11:30-2:30 pm	19	20	21	22	23 Quilt Binder Demo 9:30-11:30 am MySewnet Lesson 5 9:30-11:30 am
24 Easter 31	25 MySewnet Lesson 5 9:30-11:30 am Joker's Wild 9:30-12:00 pm	26 Interchangable Walking Demo 9:30-11:30 am	27	28 Utility Stitch Menu 1:30-3:30 pm Bird Song 5:00-8:00 pm	29 Take a Stand 9:30-1:00 pm	30 Interchangable Walking Demo 9:30-11:30 am Emb 101: Toilet Paper 1:00-3:30 pm

April 2024

Sunday	Monday	Tuesday	Wednesday	Thursday	Friday	Saturday
	1 Stitchbook Folio 9:30-12:30 pm Tech For Dig Logo 9:30-1:30 pm	2 Beginning Quilting 9:30-12:00 pm	3	4 Bird Song 5:00-8:00 pm	5 Take a Stand 9:30-1:00 pm Emb Block Of the Month 1:30-4:30 pm	6 Emb & Sewing Stab Wkshp 9:30-11:00 am MySewnet Lesson 2 11:30-1:30 pm
7	8 MySewnet Lesson 2 9:30-11:30 am Applique 101 1:30-3:30 pm	9 Beginning Quilting 9:30-12:00 pm	10 Emb 101: Jewelry 9:30-12:00 pm	11 Cord Wrap 1:00-3:30 pm Emb 101: Jewelry 5:00-7:30 pm	12	13 Block of Month 4 9:30-11:30 am Tech For Dig Logo 9:30-1:30 pm Cord Wrap 1:00-3:30 pm Emb Stitchout 2:00-3:30 pm
14	15 Design Position 1 & 2 9:30-12:00 pm Line Dance 1:00-4:00 pm	16 Block of the Month 4 9:30-11:30 am Twin Needle 1:30-3:30 pm	17	18 Running With Scissors 1:00-4:30 pm Program Extended 5:00-7:30 pm Line Dance 5:00-8:00 pm	19 Mastering the Basics 9:30-12:00 pm	20 MySewnet Lesson 6 9:30-11:30 am MySewnet Lesson 8 12:00-3:00 pm
21	22 MySewnet Lesson 6 9:30-11:30 am MySewnet Lesson 8 12:00-3:00 pm Line Dance 1:00-4:00 pm	23 Customizing Basics 1:30-4:00 pm	24	25 Running With Scissors 1:00-4:30 pm Line Dance 5:00-8:00 pm	26	27 Customizing Basics 9:30-12:00 pm Running With Scissors 1:00-4:30 pm
28	29	30 Program Extended 9:30-12:00 pm				

May 2024

Sunday	Monday	Tuesday	Wednesday	Thursday	Friday	Saturday
			1 Floret Table Runner 9:30-12:30 pm	2 Joker's Wild 5:00-7:30 pm Free Motion Quilting 5:00-7:30 pm	3 Applique 101 9:30-11:30 am Embroidery Block of the Month 1:30-4:30 pm	4 Floret Table Runner 9:30-12:30 pm Block of Month 5 1:30-3:30 pm Running With Scissors 1:00-4:30 pm
5	6 Kiss Of the Sun 9:30-12:30 pm	7 Block Of the Month 5 9:30-11:30 am Corded Necklace 1:30-3:30 pm	8 Floret Table Runner 9:30-12:30 pm Emb 101: Basket 1:30-4:00 pm	9 Joker's Wild 5:00-7:30 pm	10	11 Quilt Social 9:30-10:30 am Exploring Turnable Hoop 9:30-12:30 pm Floret Table Runner 9:30-12:30 pm
12 Mother's Day	13 MySewnet Lesson 3 9:30-11:00 am Kiss Of the Sun 9:30-12:30 pm Exploring Turnable Hoop 12:00-3:00 pm	14 Grab & Go Minimalist 9:30-11:30 am/ 12:00-3:00 pm	15	16 Emb 101: Basket 5:00-7:30 pm Stitchbook Folio 5:00-8:00 pm	17	18 MySewnet Lesson 3 9:30-11:00 am Emb Social 11:30-12:30 pm MySewnet Lesson 7 1:00-3:00 pm
19	20 Embroidery Social 9:30-10:30 am MySewnet Lesson 7 11:00-1:00 pm	21	22	23	24	25
26	27 Memorial Day Store Closed	28	29	30	31	

Husqvarna A tradition of excellence VIKING

Cedar Rapids, Iowa 52402

4100 First Avenue NE

West Side Sewing

